


CONSERVATION SCAVENGER HUNT


Search around your house to find the things below that help you save the planet!

Reusable Water Bottle




1

A recycle sign



2

LED Lightbulb



3

Old paper to recycle




4

Native Plant



5

Pollinator



6

DESCRIBE WHY EACH OF THESE THINGS HELPS SAVE THE EARTH IN THE LINES BELOW



1

2

3

4


5

6



Now lets talk about everything you found!

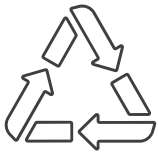
Reusable Water Bottle



1

The US uses millions of barrels of oil to produce plastic water bottles. By using reusable water bottles not only do you reduce the amount of carbon emissions used to make oil, but you reduce the amount of plastic in the ocean!


A recycle sign



2

Every time you want to throw something away always check if it is recyclable! Become familiar with what your local recycling facility accepts to make sure all of the items you are recycling are going to reduce pollution!

LED Lightbulb



3

LED light bulbs create a lot of light with very little electricity! It is important for us to save energy because it reduces the amount of a harmful gas in the air called carbon dioxide.

Old paper to recycle



4

Recycling old paper we no longer use like newspapers, magazines, and junk mail is important because it saves millions of trees used around the world to make paper!

Native Plant



5

Native plants require a lot less water, are vital to many animals and insects as both a habitat and food source, and they reduce the amount of carbon dioxide in the air through photosynthesis!

Pollinator



6

Pollinators are considered an indicator species which means that their well being is connected to the health of the environment! The more happy and healthy pollinators we have the more beautiful flowers and trees we have!

